

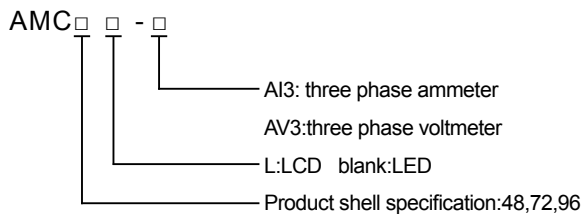
AMC Series Programmable Power Meter AC Ammeter&Voltmeter (AI3. AV3)



General

AMC series AC ammeter&voltmeter, adopting AC sampling technology, can directly measure current and voltage of three phase grid. It can be used for local display, and connecting industrial control device to form measuring control system .

Model Description



Function

Type	Function	Option	Option Group
AMC48-AI3	Three phase current (or voltage) measurement;LED;	none	none
AMC48-AV3	Three phase current (or voltage) measurement;LED;		
AMC48L-AI3	Three phase current (or voltage) measurement;LCD;		
AMC48L-AV3	Three phase current (or voltage) measurement;LCD;		
AMC72-AI3	Three phase current (or voltage) measurement;LED;	1.RS485(Modbus-RTU)/(IC) 2.analog output (/M) 3.analog output+RS485(Modbus-RTU)/(MC) 4.RS485(Modbus-RTU)+ 2DI/2DO (/KC)	1.KC 2.CJM
AMC72-AV3	Three phase current (or voltage) measurement;LED;		
AMC72L-AI3	Three phase current (or voltage) measurement;LCD;		
AMC72L-AV3	Three phase current (or voltage) measurement;LCD;		
AMC96-AI3	Three phase current (or voltage) measurement;LED;	1.RS485(Modbus-RTU) (IC) 2.at most 3 channels analog output (/M or/M3) 3.analog output+RS485 (Modbus-RTU) (/MC or/M3C) 4.RS485(Modbus-RTU)+ 4DI2DO (/KC)	1.KC 2.CJM 3.3M+C
AMC96-AV3	Three phase current (or voltage) measurement;LED;		
AMC96L-AI3	Three phase current (or voltage) measurement;LCD;		
AMC96L-AV3	Three phase current (or voltage) measurement;LCD;		

Note: /J is 1 channel relay alarm output (multiplexing with second channel switching output), for special request, please consult our company

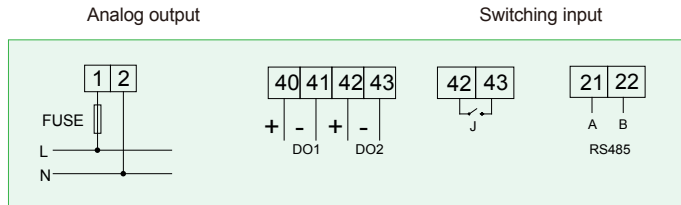
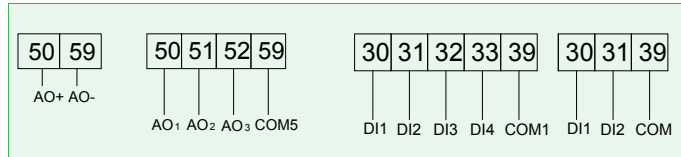
Technical Parameter

Technical Parameter		Value
Input	Rated value	Voltage: AC100V, 220V or 380V, current: AC1A or 5A
	Overload	Voltage: 1.2 times rated value(continuous) 2 times rated value(1 second) Current: 1.2 times rated value(continuous) 10 times rated value (1 second)
	Frequency	45Hz~65Hz
	Power consumption	<0.5VA
Accuracy		Class 0.5
Function	Display	LED or LCD
	Communication	RS485(Modbus-RTU)
	Alarm	1 channel passive relay,contact capacity 3A/30VDC, 3A/250VAC
	Analog output	DC4~20mA(load < 500Ω)
	Switching	Input
Output		2 channels switching output, NO relay contact, capacity 3A/30VDC, 3A/250VAC
Auxiliary power supply	Voltage range	AC/DC 85~265V
	Power consumption	<5VA
Insulation resistance		≥100MΩ
Environment	Temperature	Operating:-10°C~+55°C Storage: -25°C ~+70°C
	Humidity	≤93%(no condensation)
	Altitude	≤2500m

Dimensions

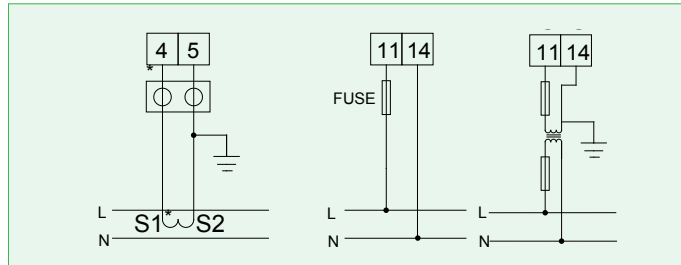
Outline(unit :mm)	Panel Size		Housing Size			Cut-out	
	Width	Height	Width	Height	Depth	Width	Height
48 square	49	49	44	44	93	45	45
72 square	75	75	66.5	66.5	94.3	67	67
96 square	96	96	90	90	77.8	92	92

Wiring



Auxiliary power supply Switching output Alarm output Communication

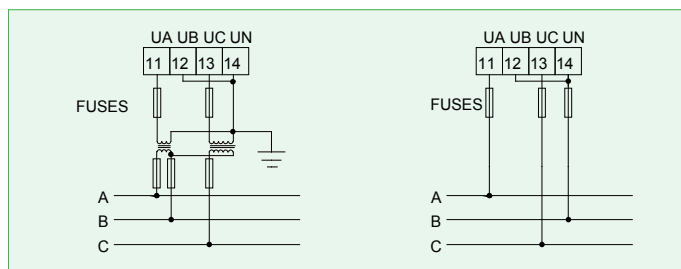
■ Single phase



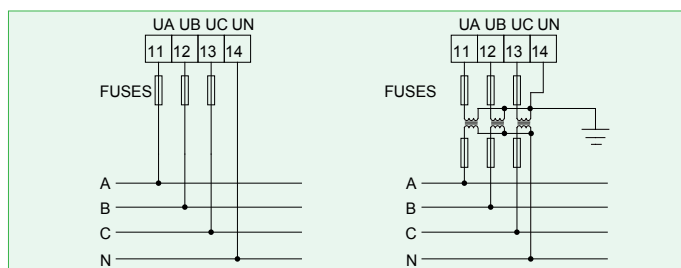
Current input

Voltage input

■ Three phase

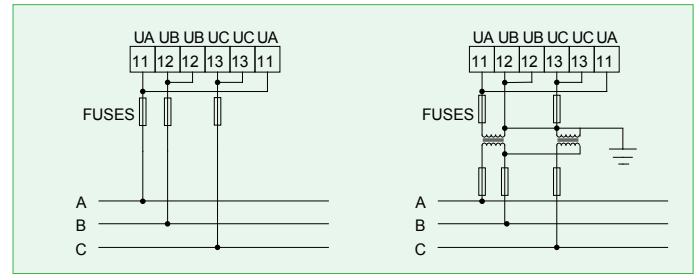


3 phase 3 wire

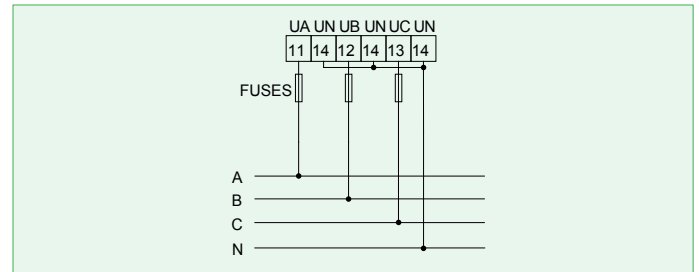


3 phase 4 wire

AMC72/96 Voltage



3 phase 3 wire



3 phase 4 wire

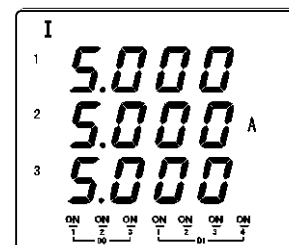
AMC48 Voltage

Operation and Display


■ Key function description

Key Symbol	Key Name	Function
	Menu	Return to previous menu or function switching.
	Left	Same level menu shifting left or reducing data.
	Right	Same level menu shifting right or increasing data; in normal condition, pressing this key, display alarm information.
	Enter	Enter Next level menu or confirm; in normal condition, pressing this key, enter DI/DO Indication and control page.

■ Display menu



Current



Voltage