

Insulation Fault Locator AIL150-4/-8



General

The insulation fault locator AIL150-4/-8 in conjunction with AIM-M200 medical intelligent insulation monitor and ASG150 test signal generator, are designed for insulation fault location in medical IT systems. The locating current generated by ASG150 are detected using the integrated measuring current transformers and evaluated by the insulation fault locators.

Function descriptions

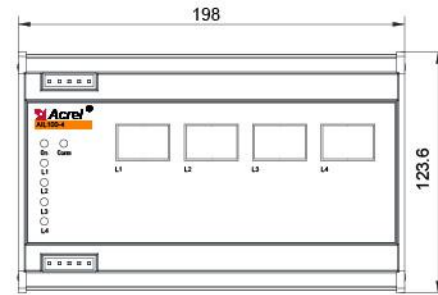
- Insulation fault location in medical IT systems.
- 4 or 8 channels with measuring current transformer per AIL150.
- Up to 16 measuring channels can be combined by can bus in one medical IT system.
- A response time of up to 2 s in medical IT system acc. to IEC61557-9.

Technical parameters

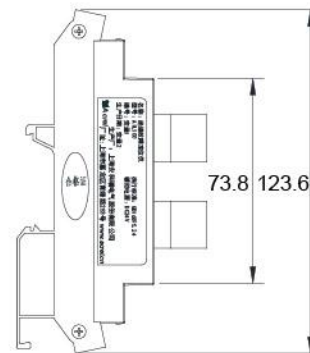
Auxiliary power	Voltage	DC24V(±25%)
	Power Consumption	≤2VA
Monitored system	Rated Voltage	0~242V AC
	Frequency	45 ~ 60Hz
Location signals	Location Voltage	<25V
	Location Current	<1mA
Fault Location	Maximum channels	AIL150-4:4 AIL150-8:8
	Response Time	<2s
	Bus	CAN
Communications	Protocol	Custom protocol

Dimension Drawings

Dimensions in mm



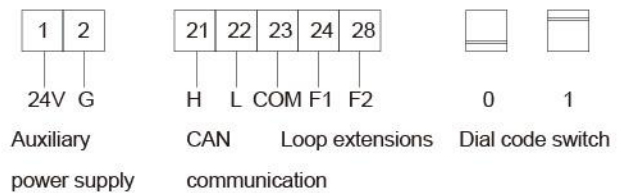
Front view



Side view

Wiring

Terminal description



Operation and Display

■ LED indicator instructions

"On"	Flashes once per second during normal operation.
"Comm"	Flashes when communication
"L1-L8"	Alarm LEDs for channel L1-L8.

■ Malfunctions

List of possible errors and proposals for the correction of the faults. This error list does not claim to be exhaustive.

Error	Possible cause/Actions
LEDS do not light	Check DC 24V power supply
Can not locate	Check the connection of communication cable, then set the address again through AIM-M200.